

**U180**  
Folded Towel Dispenser

Revision 03/11

JOB #:

ITEM #:

QUANTITY:

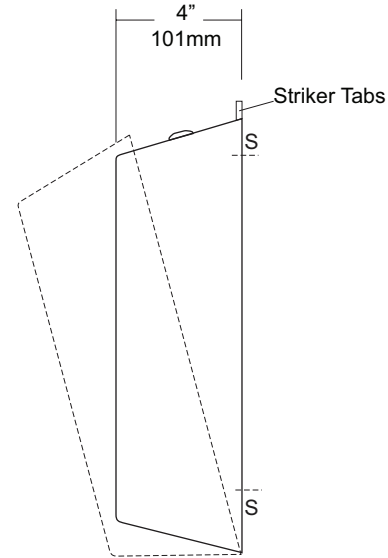
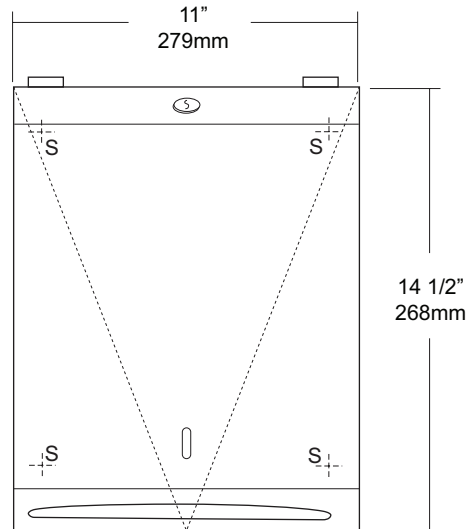
**MOUNTING**

**HANDING**

**TYPE**

**SIZE**

**OTHER**



**SPECIFICATIONS**

**Cabinet:** #22 ga. stainless steel with #4 satin finish. Striker tabs prevents damage to mounting surface when cover is closed. (Unibody design)  
**Cabinet Back:** #22 ga stainless steel with embossed towel guides.  
**Hinges:** Full length, heavy duty, stainless steel , piano type hinge. (Welded, no rivets)  
**Locks:** Pin tumbler, commercial quality, keyed like all other AJW cabinets.  
**Towel Dispenser:** Area is hemmed to prevent towel tearing and injury.  
**Overall Size:** 11"W x 14 1/2"H x 4"D (stainless steel)  
**279mm x 368mm x 102mm**  
**Capacity:** 400 c-fold or 525 multifold  
**Options:**  
 -TK: Twist lock in lieu of keyed lock.

**INSTALLATION**

Provide an area on mounting surface at desired or specified location. Open cover and place unit against wall and transfer mounting points after checks out to be level and is at the proper mounting height. Secure unit to surface with proper fasteners, fill cabinet with towels, close cover and remove key.  
 Recommend towel dispensing area at a height of 40" above finished floor to meet ADA Code.

**NOTES**

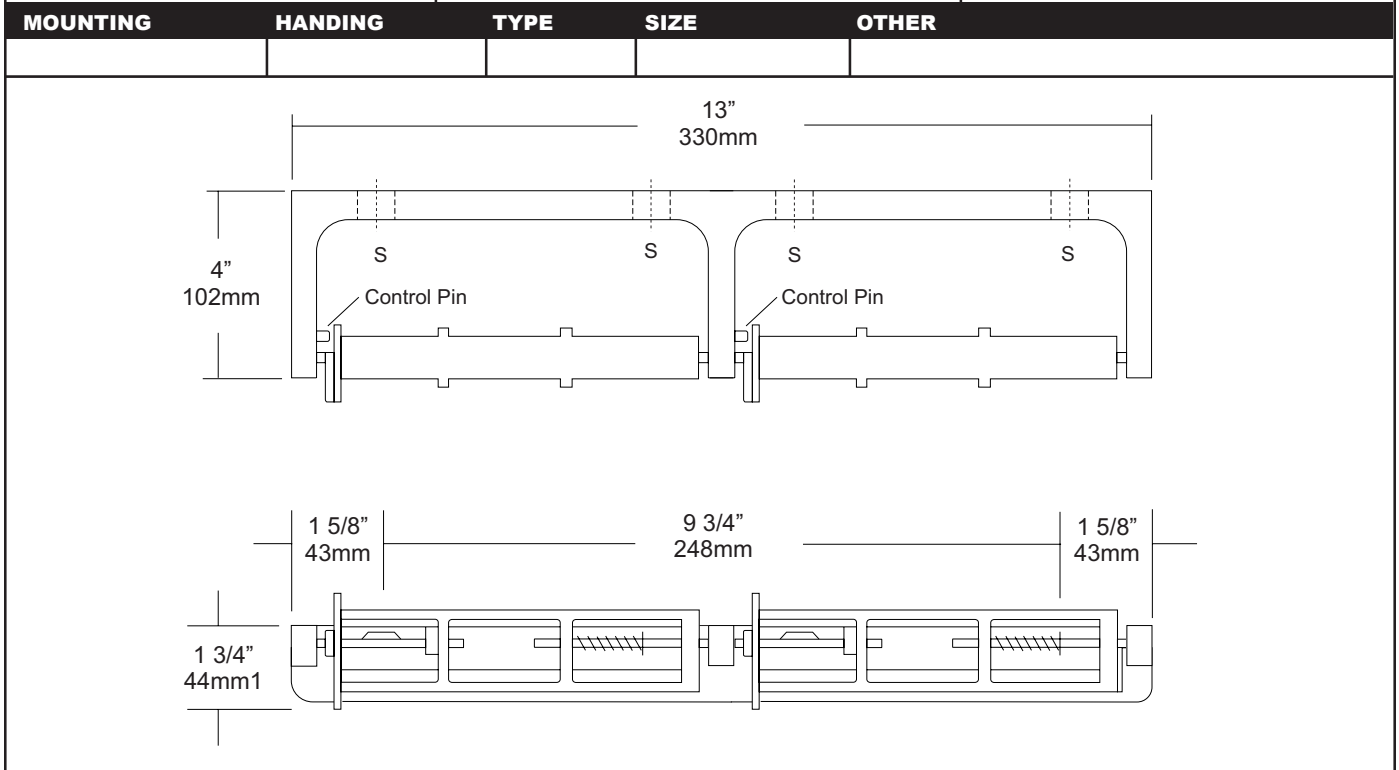
**U806**  
Toilet Tissue Dispenser

Revision 03/11

JOB #:

ITEM #:

QUANTITY:



**SPECIFICATIONS**

**Mounting Bracket:** Fabricated of heavy duty, die cast aluminum alloy, satin matte finish. One piece formed construction provides maximum strength and rigidity.

**Spindles:** Molded high impact ABS material (theft resistant) with stainless steel spring, designed to retain spindles on bracket. Spring loaded pin prevents roll from being removed until roll is depleted. Spindle rotates only 1/2 revolution.

**Control Pin:** Stainless steel pin provides dispenser a control delivery. On the -NC units (non-control) the pin is removed. This can be removed at the factory or in the field.

**Overall Size:** 13"W x 1 3/4"H x 4"D

**330mm x 45mm x 102mm**

**Capacity:** Two standard rolls with a 5 1/4" (133mm) OD.

**U806-NC:** Same as U806 with non-controlled delivery to comply with ADA code

**INSTALLATION**

Provide an area on wall surface at desired or specified location. Place unit on mounting surface making sure unit is level and transfer mount points. Drill pilot holes and secure with proper fasteners per application. If a controlled delivery dispenser is installed, remove spring loaded pin to obtain a non-controlled delivery. All dispensers must have a non-control delivery, be mounted at the proper height and location to meet ADA code. (4.16)

**NOTES**