

U126
Soap Dispenser

Revision 03/11

JOB #:

ITEM #:

QUANTITY:

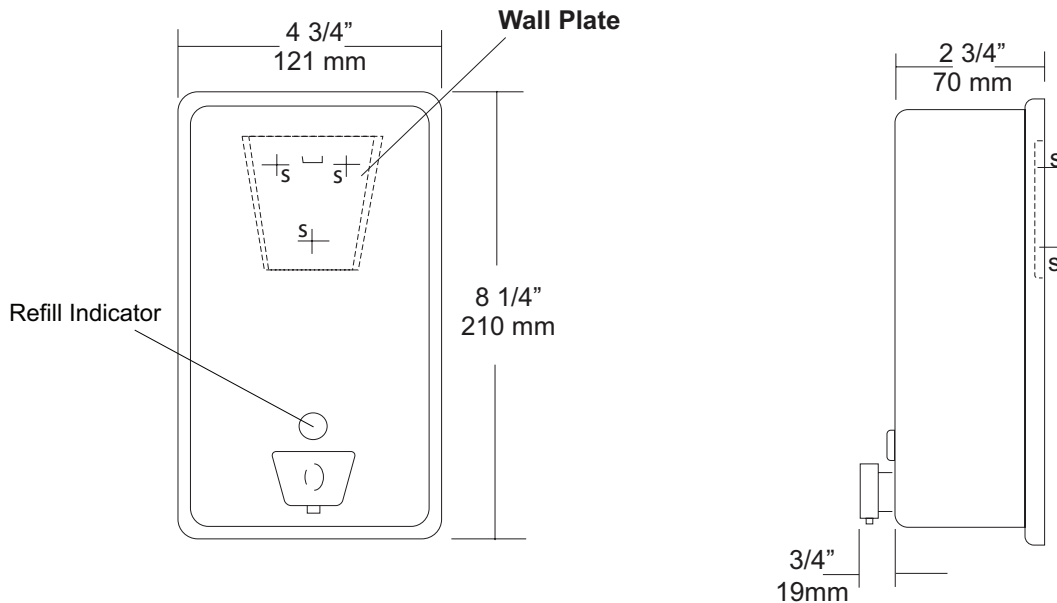
MOUNTING

HANDING

TYPE

SIZE

OTHER



SPECIFICATIONS

Soap Tank: Fabricated of #20 ga stainless steel, #4 satin finish, fully welded one-piece construction.

Valve: All purpose antibacterial soap valve cylinder, black molded plastic push style valve that takes less than 5 lbs of force and one hand to operate complies with barrier free guidelines when mounted at proper height.

Viewer: Clear plastic window allows a constant fluid level check.

Concealed Mounting Plate: Fabricated of heavy gauge stainless steel.

Filler Cap: Fabricated of stainless steel, hinged to allow easy servicing, secured with special key that creates a vandal resistant dispenser.

Overall Size: 4 3/4"W x 8 1/4"H x 3 1/2 (wall to valve)

121mm x 210mm x 127mm

Capacity: 40 oz.

Recommend type soaps without chloric solutions for proper operation.

INSTALLATION

Provide an area on mounting surface at desired or specified location. Secure concealed mounting plate to wall surface with proper fasteners. Slide dispenser down over mounting plate and secure by means of set screw located inside tank. Fill unit with proper soap. Close lid and secure with special key. Test valve for proper operation.

*It is not recommended to mount any soap dispenser on mirrors

**For best performance, use pre-mixed low concentrate solutions. Dispensers should have periodic maintenance performed to insure the life dispenser. Rinse out globe and valve with warm water to avoid sludge buildup.

Preventative Maintenance: Each dispenser should be flushed out aprx. Every 30 days with warm water to prevent valve from clogging with old soap. Do not use abrasive cleaners to clean dispenser.

NOTES

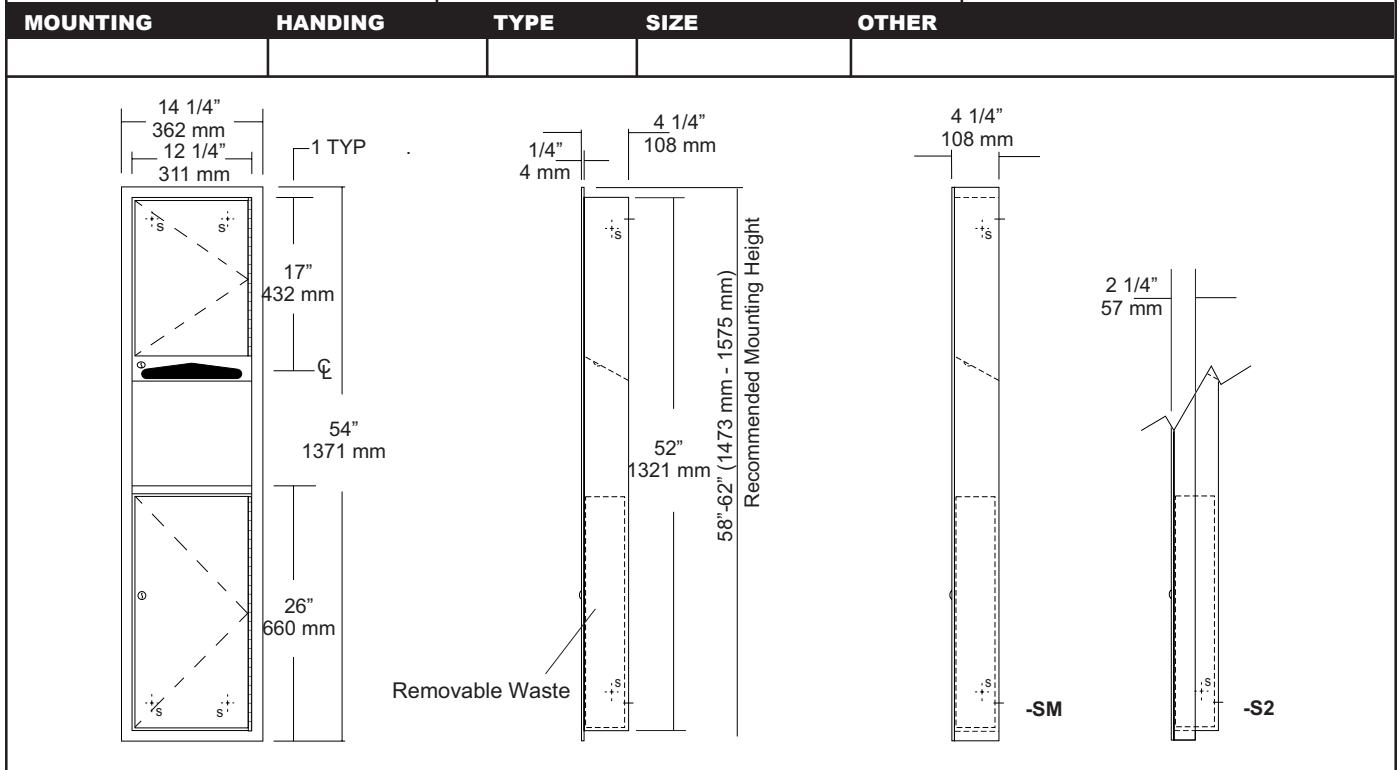
U602
Folded Towel & Waste Combination Unit

Revision 03/11

JOB #:

ITEM #:

QUANTITY:



SPECIFICATIONS

Body: Fabricated of #22 ga stainless steel with a #4 satin finish.

Flange: Fabricated of #22 ga stainless steel with #4 satin finish and 1/4" returns to wall, no miters or welds.

Cabinet Back: Fabricated of stainless steel formed for rigidity with multiple welds to cabinet body.

Cabinet Door: Fabricated of #22 ga stainless steel with #4 satin finish with full length door stop to prevent vandalism

Towel Dispenser: Dispensing area has hemmed edges to prevent injury and towel tearing.

Removable Waste: Removable waste, with heavy duty handle for easy removal.

Hinges: Heavy duty, full length, stainless steel piano type hinge.

Lock: Pin tumbler commercial quality keyed like all other AJW cabinets.

Collars: #22 ga #4 satin finish stainless steel finished to match cabinet body.

Overall Size: 14 1/4"W x 54"H x 4 1/4"D
362mm x 1372mm x 108mm

Wall Opening: 12 3/4"W x 52 1/2"H x 4"D
324mm x 1334mm x 102mm

U602-S2: semi-recessed with 2" collar. (2" wall opening 51mm)

U602-SM: Surface mounted with full skirt.

Towel Capacity: 600 c-fold or 800 multifold

Waste Capacity: 4 gallons (.53 cu ft)

INSTALLATION

Coordinate installation with contractor and architect to avoid interference with pipes vents etc. Provide a rough wall opening 12 3/4"W x 52 1/2"H. Wall opening depth will depend on style mounting. If a collar is required, slip over back of unit. Remove waste & install unit in opening. Make sure cabinet will sit flush in wall and secure with proper fasteners per application. Install waste back into cabinet and load paper towels.

When cleaning cabinet, use a soft cloth, a non-abrasive or chloric solutions.

NOTES

U702 Series
Adjustable Tilt Angle Frame Mirror

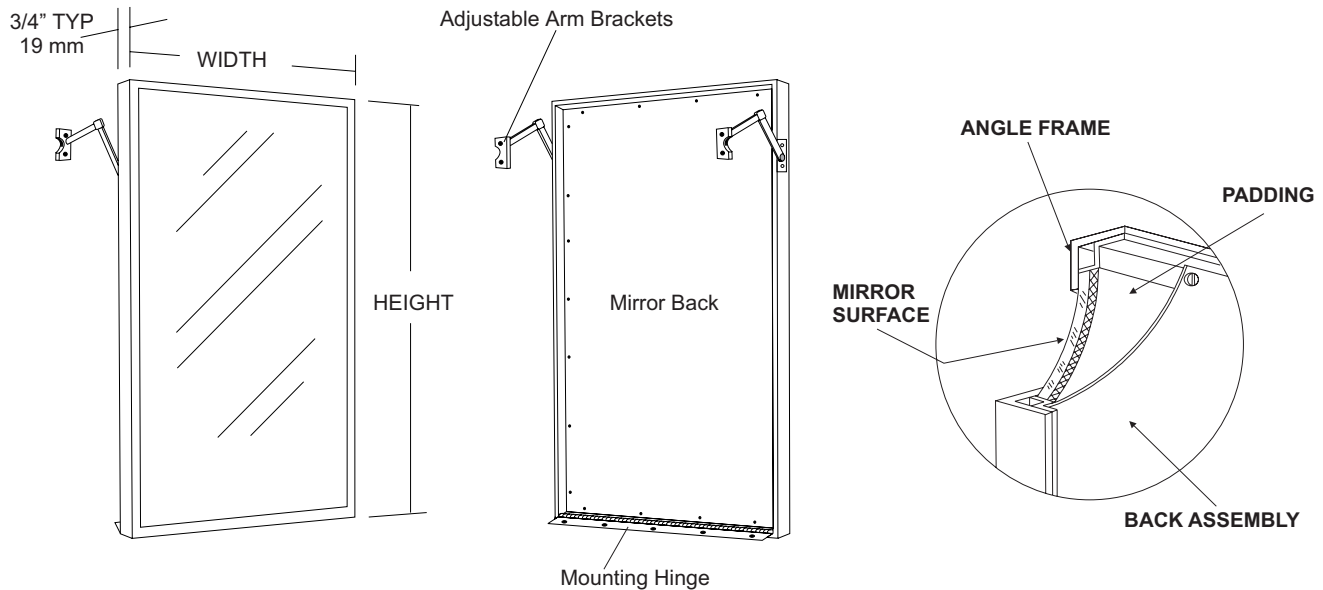
Revision 03/12

JOB #:

ITEM #:

QUANTITY:

MOUNTING	HANDING	TYPE	SIZE	OTHER



SPECIFICATIONS

Frame: Fabricated of #18 ga stainless steel, #4 satin finish. 3/4" x 3/4" frame with welded mitered corners are ground and polished smooth. #22 ga concealed "Z" channel is spot welded to inner perimeter of frame for reinforcement and greater rigidity.

Mirror: 1/4" thick type 1 transparent flat type, class 1 - clear glass mirrors. Mirror is coated with one layer of silver and sealed with a uniform electrolytic copper plating. Two coats of mirror paint are applied for added protection. Mirrors are guaranteed against silver spoilage for a period of 15 years. Mirrors conform to ASTM C1036.

Filler: 3/16" thick full size, shock absorbing, water resistant, non-abrasive polyethylene padding protects all concealed mirror surfaces.

Hinge: Full length stainless steel piano type hinge mounted on the bottom of the frame.

Back: #20 ga pre-plated galvanized steel.

Adjustable Arms: mirror can be used as a flush mirror or tilt forward up to 7" from wall surface for handicapped application.

Options:

-VC: Safety Glass (Vinyl Clad)

-T: Tempered Glass

-LG: Laminated Glass

-PM: Plastic Acrylic

-8B: #8 Reflective Surface

-LX: Polycarbonate

Standard Sizes Available (W x H): 16"x24", 16"x30", 18"x24", 18"x30", 18"x36", 24"x30", 24"x36"

***Mirrors conform to Federal Specifications DD-M-00411b & DD-g-541D.**

Mirrors are always ordered Width x Height

Framed mirrors are fabricated to a tolerance of +/- 1/8".

INSTALLATION

Coordinate installation with architect / contractor for specific mounting location and height for each mirror application. Check all state and local codes for installation requirements. Transfer mounting points to wall surface for bottom hinge. Drill pilot holes to secure frame to wall with proper fasteners. Hold mirror up and transfer adjustable elbow mounting points to wall. Secure with proper fasteners and adjust elbows to proper extended distance per application. To meet ADA code mirrors bottom reflective edge must be at a height of 40" above the finished floor. Full length mirrors may be used for universal application when installed in correct locations.

Abrasive cleaners & chloric solutions should not be used on mirrors. Dis-coloring or scratching may occur on frame and reflective surface.

*** ATTENTION ***

It is the installer's responsibility to make sure the adjustable arm mechanisms are anchored properly and securely, depending on type wall conditions, being that they are the only means of top support. The manufacturer will not be liable or responsible for damages or personal injury due to improper installation.

NOTES