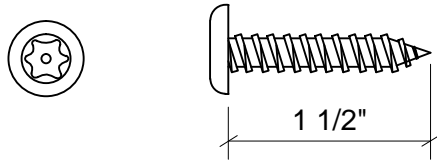
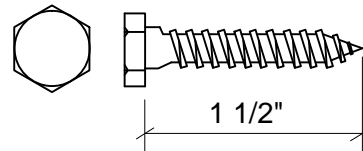


1 1/2" Stainless Steel #14 Torx Head Screw



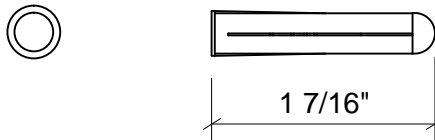
Used for bracket, shoe, and headrail connections into wall or floor.

5/16" Hex Lag Screw



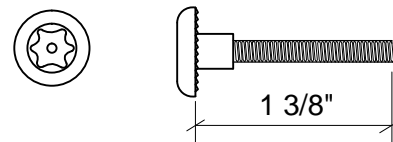
Used for leveling pilasters on uneven flooring.

Plastic Anchor



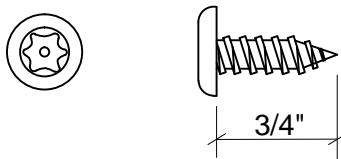
Corresponds with number of 1 1/2" Torx Bolts.

1 3/8" Torx Male Machine Bolt



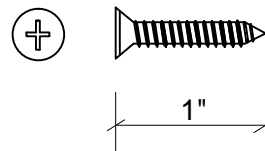
Used to mount door pull to slide latch.

3/4" Stainless Steel Torx Head #14 Screw



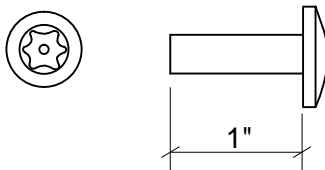
Used for bracket, shoe and headrail connections to plastic components.

#1 Stainless Steel #8 Phillips Screw



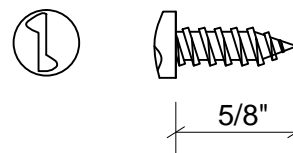
Used to mount 8" Aluminum Wrap Around hinges.

Torx Head Thru-Bolt: FEMALE



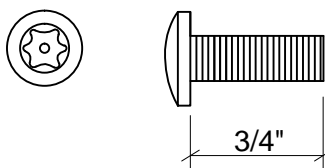
Used to join hardware to plastic components.

5/8" Stainless Steel #10 One-Way Screw



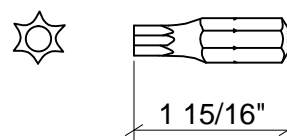
Used to mount hook and bumper/door bumper to doors.

Torx Head Thru-Bolt: MALE



Used to join hardware to plastic components.

Torx Bit



Drill bit for torx and thru-bolts.